



MOUNT ABU PUBLIC SCHOOL

JUNIOR School at Sector-4 , Rohini , Delhi

Ph. 011-27041444, 27051444

MONTHLY GUIDELINES FOR OCTOBER 2017

CLASS-PRE SCHOOL




Dear Parent

October is a very exuberant month in India. The monsoon rains has eased in most places and the festive season is in full swing. The festivals in October are among the popularly awaited ones in the country. The season ushers festivities that are both religious and social in nature marked by fun, enthusiasm and celebrations.

Here are some of the most auspicious festivals that are observed in the month of October.

Gandhi Jayanti (2nd October, 2017)- This is celebration of birth anniversary of Mahatma Gandhi, Father of the Nation. Several cultural programs are held all over the country in remembrance of the great man who led India's struggle for freedom and popularized the concept of ahimsa or non violence.

Karva Chauth (8th October , 2017) - This is a festival of the married women in India especially in North India where this is fervently observed. It starts with a daylong fasting by women who apart from offering prayers also pamper themselves with mehndi patterns and music.



Diwali Festival (19th October 2017) - Diwali or Deepavali is one of the most prominent and famous Hindu festivals of India which is celebrated with great gusto and fervor. In Sanskrit, word 'Deepavali' means "rows of lights" or "Festival of Lights". Diwali festival starts with Dhanteras, followed by main Diwali. People of all religions enjoy this festival by making vibrant rangolis, lighting lamps 'diyas', distributing sweets, exchanging gifts between friends and relatives and burning crackers. This festival of lights transcends religion and is unanimously celebrated by Indians worldwide.

Halloween (31st October ,2017) It is celebrated worldwide annually on October ,31. It is the day before "All Saints Day", costume parties are held and many children go trick or treating around this time of the year.

Amidst these celebrations, we take immense pleasure in bringing the planner for the month of October to update you about the academics & upcoming activities:

ENGLISH LANGUAGE DEVELOPMENT

Reference material :- Letter Delight (Reader)

Vitamins (Written Practice)

PLANNED ACTIVITIES :

- * Auditory recognition of letter M, N, K through phonic sounds.
- * Audio- Visual discrimination of letters through flash cards , real objects & smart board modules
- * Recognition of letters through letter rhyme recitation , letter story narration, vocabulary enrichment & sentence formation.
- * Fine motor development through letter tracing, colouring and vocabulary picture drawing.
- * Activities related to letter
- * vocabulary understanding – circle, cross, tick, match, look & draw, look & write

LISTENING SKILLS – Letter formation pattern, related vocabulary and phonic song, rhyme, story will be taken up to introduce letters M, N, K and related vocabulary.

Letter M

Pattern:- One straight line up ,make sloping line down, sloping line up then come straight down this is letter 'M'

Phonic sound- M says म

Phonic Rhyme:

M for Mouse ,M for Mango

Muh Muh Muh Muh Muh

M for Mouse , M for Mango

They start with letter M

Phonic Story:

Mike lives on Mountains with his mother.

He saw so many Monkeys. Monkeys were sitting on a Mango tree.

Mother prepare Meal for Mike. He ate his dinner and saw Moon in the night .

Moon



Letter N

Pattern:- One line straight up , Make sloping line down and straight line up this is letter "N"

Phonic sound N says न

Phonic Rhyme:

N for Nightingale, N for Nest

Nuh Nuh Nuh Nuh Nuh

N for Nightingale, N for nest

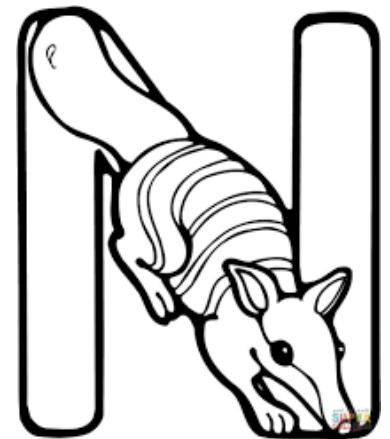
They start with letter N.

Phonic Story:

Naina has a Nest in her garden. There were Nine birds in that nest.

Her mother made Noddles for the dinner. Her father gifted her a pen.

While drawing a Net, the Nib of the pen got broken.



Letter K

Pattern :- One line down, one from the middle ,up like a kite into the sky. Then one from the middle down to the ground. This is letter K

Phonic sound K says – क

Phonic Rhyme

K for Kite , K for Kangaroo ,

Kuh Kuh Kuh Kuh Kuh

K for Kite, K for Kangaroo,

They start with letter K .

Phonic Story

Kinjal was a little girl. She loves to fly kite and play with her kitchen set.

She kicks the ball and ran around with the kittens in the park.



www.thefairingsite.info

SPEAKING SKILLS - RHYMES (Fun with Rhymes)

*Hickory Dickory Dock (Pg 9)

* Little Miss Muffet (Pg 10)

SHOW AND TELL ACTIVITY – Favourite Fruit /Vegetable

Good morning teacher, hello friends!

My name is

I read in Pre School

My favourite Fruit / Vegetable is

I like because

.....

.....

Thank you have a nice day.

Note- Parent are requested to help the child learn 2 to 4 self made lines on their favourite fruit /vegetable for the activity and send the lines 2-3 days prior on an A8 labelled paper through Almanac and a handy prop on the activity day.

READING SKILLS – Picture reading of letters and vocabulary pictures

Mm-Pg 54-57,87

Nn-Pg 58-61,89

Kk-Pg 46-49,83

N



Necklace



Net



Needle



Nurse



Neck



Nib



Noodle



Nut



Nail

WORD BASKET-

Mm - Mango, Mouse, Mug , Mat, Mop, Ma'am.

Nn - Net, Neck , Nose, Nest, Night, Number, Napkin

Kk - Kid, Kangaroo , Keyboard, Key, Kiwi, Kit, Kittle.

WRITTEN

Written practice of slanting pattern

Written practice of letters M,N,K

Vitamins Pages 73-88

Letter Delight A- Pages 46-49, 54-61

LANGUAGE DEVELOPMENT & SIMPLE REQUEST

I would like to sit with my friend .

I forgot to bring my pencil /book.....

My bottle is empty, may I fill my bottle.

NUMBER WORK

Reference material 1) Lets learn Number(Book)
2) Proteins (Workbook)

Orals –Recognition of numbers 11,12
Rote Counting (1-30)

Pre Number Concepts – UP/DOWN (Pg 12-13)

Written Practice –

Protein – Introduction of number - 11 (Pg 77,78)

Introduction of number -12 (Pg 79,80)

Lets Learn Numbers (Pg 55)

What comes After. (Protein Pg 63,64)

Sequence writing 1-10 (Protein Pg 59-62)

Shape:- Rectangle

ACTIVITIES RELATED TO NUMERIC CONCEPTS

* See the number and draw the objects

* Count & draw/ match/ write

* Colour the Rectangle & related objects.

* Revision of all taught shapes.



HINDI LANGUAGE DEVELOPMENT

पाठ्य पुस्तिका : अक्षर प्रवाह

कविता पाठ्य पुस्तिका : Fun with Rhyme

मौखिक व्यंजन ज्ञान : स्वर ए , ऐ (पृष्ठ 9 to 11)

क्रियाएँ : स्वर ए , ऐ में सम्बंधित चित्र में रंग भरो , मिलान करो,
गोला लगाओ

कविताएँ : लाला जी (पृष्ठ 24) बीच सड़क पर कभी न जाओ (पृष्ठ 25)

PLANNED ACTIVITIES

* Auditory recognition of ए, ऐ swar through sound & vocabulary pictures.

* Audio – Visual discrimination through flashcards & smart board modules

* Introduction and recognition of ए, ऐ swar through rhymes, stories narration, sentence formation of related vocabulary words.

* Tracing of ए, ऐ swar, colouring in related vocabulary pictures.

ENVIRONMENTAL SCIENCE

Reference Material : The Little Explorer

Concepts:- Fruits & Vegetable (Pg-64-73 Book, Pg 60,61 Activity Book)

RELATED ACTIVITIES:

Tick the vegetables

Circle the fruit

EXPERIMENT : Soluble- Insoluble

KNOWLEDGE CORNER : Vegetable & Fruits collage

CONVERSATION & GENERAL KNOWLEDGE QUIZ QUESTIONNAIRE

Q1. Name any 2 green vegetable ?

Ans. Peas, , Beans, Capsicum , Bottle Guard.

Q2. Which 2 vegetable we eat in salad?

Ans. Tomato, Cucumber, Onion, Carrot.

Q3. Name any 2 fruits ?

Ans. Banana , Orange, Pineapple.

Q4. Name the king of fruits?

Ans. Mango is the king of fruits .

Q5. Which vegetable has crown on its head?

Ans. Brinjal.

Q6. Name a seedless fruit ?

Ans. Banana is a seedless fruit .

Q7- Is tomato a fruit or a vegetable?



Ans. Tomato is a fruit .

Q8. Which fruit has seeds on its outer body?

Ans. Strawberry

Q9. Name a vegetable root we eat?

Ans. Beetroot, Potato, Radish, Carrot.



CIRCLE TIME & GROUP DISCUSSION

Topic – Favorite Fruit & Vegetable

Talk about favourite Fruit & Vegetable colours, taste & its importance

PRETEND PLAY

Pretend play is a fun way to learn about the world around us. This month children would love to learn about the place known as “ BANK”. The bank is a place where people come to either deposit or withdraw money from their account, get money transferred, keep jewelry safe in locker.

Pre Learning Discussion

Q What is a Bank?

Q Have you ever seen a Bank?

Q Have you ever been to a Bank/ ATM ?

Q What do you know about a Bank?

LEARNING OBJECTIVES UNDER INTEGRATED APPROACH

Language Skills Development

- Children will learn new vocabulary and its usage.

Communication Skills Development

-Children will be able to learn to communicate their requirement, express, interact with new individuals without hesitation.

Mathematical Skills Development

-Children will learn to count money while depositing, withdrawing from Bank/ ATM. They will learn various denomination of the currency

Social Skills Development

-Children will learn to socialize with Bank personnel's. Work with various personalities, care and share, develop relationship and get along in a world of people.

Creativity And Imagination

-Children will express their creativity in communication , imagine the bank , people , working and attempt enactment and hands on activity.

General Awareness

-Children will get to know that we keep our money and valuables safe at bank , can transfer money, get smart card , loan, etc.. from bank.

Planned Activities:

- *PPT presentation / animation
- * Discussion on topic
- * related Role play and activities
- *Worksheet



INTERNATIONALISM IN CURRICULUM

Internationalism has led to major changes in the field of education, benefitting both students & society. It promotes a trend of global brotherhood & peace.

It is a comprehensive approach of education that prepares students for an international platform.

COUNTRY IN FOCUS: AUSTRALIA

Australia is considered to be the largest island in the world. This month students will be exploring the country and its rich culture through various planned activities:

- Introduction through power point presentation
- Pasting of stars in the flag of Australia
- Worksheets National Symbols of Australia
- Integrated Class activities for better understanding of the country through Observation, Discussion, Exploration, Music, Culture etc.



QUESTIONNAIR FOR AWARENESS

Q1. Which is the largest island in the world?

Ans. Australia is the largest island in the world.

Q2. Which is the National animal of Australia?

Ans. Kangaroo is the National animal of Australia.

Q3. What is the National sports of Australia?

Ans. Cricket is the National sports of Australia.

Q4. Which is the National bird of Australia?

Ans. Emu is the National bird of Australia.

CREATIVE ACTIVITIES

Reference Book:- Art and Craft , Sketch File

Art Work:- Purples Grapes(Pg-13)
Colourful Shapes (Pg- 38)
Cotton pasting in Sheep(Pg-14)

Craft Work :- Origami activity – Diya

Clay Moulding:- Turtle



PHYSICAL DEVELOPMENT

PEC ACTIVITIES - * Rolling at large targets(Card 11)

*Throwing and Catching (Card 12)

COMPUTER

Theory- *Keyboard and functioning of different Keys.

Hands on work- * Able to draw shapes

MUSIC

- English Song
- All things bright and beautiful (English Song)

DANCE

- Starting of tin-taal – dha , dhin dhin ,dha
- Dance steps on Diwali Song.



INTERLECTUAL DEVELOPMENT THROUGH COGNITIVE ACTIVITIES

*Sorting / identification

* Differentiation between seed & seedless fruit .

VALUE EDUCATION

*Green Delhi Clean Delhi

*Help poor to celebrate Diwali

DEVELOPING GOOD HABITS

*Wash fruits before eating

*Keep your surrounding green & clean

LEARNING LIFE SKILLS

*Sharing sweets and gifts

* Say no to crackers

SOCIAL & EMOTIONAL DEVELOPMENT

*Help to clean and decorate your house

*Wishing Happy Diwali to everyone.



DIET CHART



Day	Menu
Monday	Moms choice
Tuesday	Paneer Dish
Wednesday	Brown Bread Day
Thursday	Green Vegetable
Friday	Kids Choice

Request: Parents are requested to follow the diet chart to ensure healthy growth of the child.

IMPORTANT ACTIVITY DATES

DATE	ACTIVITY	BRIEF/ REQUIREMENTS
3.10.17	Activity on Gandhi Jayanti	Newspaper Activity in Sketch File
4.10.17	Origami Work	Paper Diya Students will be provided with Origami sheet at school.
6.10.17	Pretend Play	Topic of Discussion: Bank
9.10.17	Experimental Activity	Soluble and Insoluble
11.10.17	Sports Club	Game Hopscotch
12.10.17	Craft Activity	Diwali Toran
13.10.17	Clay Moulding	Turtle
16.10.17	Show and tell Activity	Topic: Favourite Fruit / Vegetable *Student will encourage to speak on the said topic with a small handy prop
17.10.17	Intra Class G.K. Quiz	Teacher will divide her class into teams and will ask questions. Best performers will represent Class on 25/10/17

23.10.17	Internationalism in Curriculum	Country in focus : Australia *Special Assembly and Craft Activity
24.10.17	Origami I/C Competition	Clowns Cap, Bird & Paper Diya(any one)
25.10.17	Inter Class G.K.Quiz	Two students per class will represent the class in I/C Quiz
30.10.17	Halloween Day Celebration	Students to come dressed in Halloween Fancy Dress and makeup for the celebration. Best entries will be rewarded.
31.10.17	Cuisine Special	Milkmaid Marie Ladoos Students will be informed prior to bring any one ingredient for the activity

HOLIDAYS:

*2nd October 2017 – Gandhi Jayanti

* 5th October 2017- Valmiki Jayanti

***Diwali** break is from 19th October to 22nd October 2017. School will reopen on 23/10/17.

Looking forward for your participation in making this month activities fun filled and successful.

Wish you and your family a very prosperous, enlightening and pollution free Deepawali.

Regards

(Principal)

Ph. 011- 27041516, 27931819



Sonal Chopra

(Nursery Coordinator)

Ph. 011- 27041444, 27051444

