



MOUNT ABU PUBLIC SCHOOL

JUNIOR School at Sector-4, Rohini, Delhi

Ph. 011-27041444, 27051444

MONTHLY GUIDELINES FOR OCTOBER 2018

CLASS-PRE SCHOOL

Happy
Gandhi
Jayanti



Dear Parent

October is the month of festivity in India. The monsoon rains has eased in most places and the festive season is in full swing. The festivals in October are among the popularly awaited ones in the country. The season ushers festivities that are both religious and social in nature marked by fun, enthusiasm and celebrations.

Here are some of the most auspicious festivals that are observed in the month of October.

Gandhi Jayanti (2nd October, 2018)-This is celebration of birth anniversary of Mahatma Gandhi, Father of the Nation. Several cultural programs are held all over the country in remembrance of the great man who led India's struggle for freedom and popularized the concept of 'Ahimsa' or 'Non-violence'.

Karva Chauth (27th October, 2018) - This is a festival of the married women in India especially in North India where this is fervently observed. It starts with a daylong fasting by women, who, apart from offering prayers, also pamper themselves with mehndi patterns and music.

Halloween (31st October ,2018) It is celebrated worldwide annually on October ,31. It is the day before "All Saints Day, costume parties are held and many children go treating around this time of the year.

Amidst these celebrations, we take immense pleasure in bringing the planner for the month of October to update you about the academics & upcoming activities:

ENGLISH LANGUAGE DEVELOPMENT

Reference material :- Smile and Learn(Reader)

Protein (Written Practice)

PLANNED ACTIVITIES:


- Auditory recognition of letter P, Q, R, S through phonic sounds.
- Audio- Visual discrimination of letters through flash cards, real objects & smart board modules.
- Recognition of letters through letter rhyme recitation, letter story narration, vocabulary enrichment & sentence formation.
- Fine motor development through letter tracing, colouring, matching and vocabulary picture drawing.
- Activities related to letters.
- Vocabulary understanding – Circle, cross, tick, match, look & draw, look & write

LISTENING SKILLS – Letter formation pattern, related vocabulary and phonic song, rhyme, story will be taken up to introduce letters P, Q, R, S and related vocabulary.

Letter P

Pattern:-I am letter P. One standing line and one half curve.

Phonic sound- P says प



Phonic Rhyme:

P is for pizza

P is for pan

P is for pencils

In my can.



Letter Q

Pattern:- I am letter Q. *One circle and one small slanting line*

Phonic sound Q: says


Phonic Rhyme:

Q is for quilt

I like it green

Q is for Quill

In the hair of queen



Letter R

Pattern:- I am letter R. *one straight line, half circle and slanting line down.*

Phonic sound R says र

Phonic Rhyme

R is for rose

R is for ring

R is for rabbit

On my swing.



Letter S

Pattern :- I am letter S. *Make curve to left side and then to the right side.*

Phonic sounds says - स

Phonic Rhyme

S is for Sun

S is for socks

S is for snail

On my blocks.



Activity book- Pg. no 31,33.34

SPEAKING SKILLS - RHYMES (Fun with Rhymes)

- Vegetables (Pg. 10)
- Cock a Doodle doo(Pg. 6)

READING SKILLS- Picture reading of letters and vocabulary pictures

P-Pg. 43,44

Q-Pg. 45,46

R-Pg. 47,48

S- Pg. 49-51



WORD BASKET-

P- Pen, pencil, parrot, pig, pizza, popcorn

Q-queen, quill, quilt, question

R-rain, rainbow, rabbit, rose, ring

S-snake, squirrel, sun, snowman, sunflower

WRITTEN

Free hand drawing and activities related to letters

Written practice of letters P,Q,R,S

Protein: Letter P Pg. no. 45-50

Letter Q Pg. no. - 33-38

Letter R Pg. no. 51-56

Letter S Pg. no. 71-78

LANGUAGE DEVELOPMENT & SIMPLE REQUEST

I would like to sit with my friend.

I forgot to bring my pencil /book.....

My bottle is empty, may I fill my bottle.

Parental involvement-

P-Make pizza in the pan

Q-take quilt while sleeping

R-Hop like a rabbit

S-Squeeze lemon in your salad

NUMBER WORK

Reference material 1) Bouncy bear (Book)

2) Proteins (Workbook)

Orals—Recognition of numbers 11,12,13

Rote Counting(1-30)

Pre Number Concepts –Inside/ Outside (Pg14-15)

Written Practice –

- Introduction of number - 11 (Pg. 60,61)
- Introduction of number -12 (Pg. 62,63)
- Introduction of number-13 (Pg. 64,65)
- Protein-Pg. no. 77-82
- Introduction of Rectangle shape Pg. - 22,23

Activity book- Pg. no. 27

Parental involvement-

1) Play indoor and outside games with your child.

2) Ask your child to count cricket players in the cricket game.

3) Ask your child to count bananas in one dozen.

4) Ask your child to paste 13 bindis in the cut out of strawberry.



HINDI LANGUAGE DEVELOPMENT

बाल गीत

कविता-सब्जियां फूल

STORY ON DUSSEHRA

एक हुए थे राजा राम, बहुत बड़ा था उनका नाम ।
सीता उनकी रानी थी, सुन्दर और सयानी थी।
लक्ष्मण छोटा भैया था, प्यारा न्यारा भैया था।
रावण साधु भेष बना, सीता को ले गया चुरा।
हनुमान ने पूँछ घुमा, लंका को दिया जला।
राम लखन ने तीर चला, सारे राक्षस दिए गिरा।
रावण को भी मार गिराया, सीता को भी बचा लिया
बुराई का हुआ नाश, अच्छाई का फैला प्रकाश ।
जय श्री राम, जय श्री राम ।

ENVIRONMENTAL SCIENCE

Reference Material: The Little Explorer

Concepts:-Fruits & Vegetable (Pg-54-61, 78)

RELATED ACTIVITIES:

Plants-Pg. no. 52, 56

Circle the fruit and vegetables

- 1) Identify the flowers
- 2) Look and write the letter

Activity book- pg no.51, 52

Parental involvement-

- 1) Inculcate the habit of eating fresh and seasonal fruits and vegetables.
- 2) Let your child water a plant in your house daily.

EXPERIMENT: oxygen is required for burning

KNOWLEDGE CORNER: Vegetable & Fruits collage


CONVERSATION&GENERAL KNOWLEDGE QUIZ QUESTIONNAIRE

Q1. Name any 2 green vegetables?

Ans. Peas, Beans, Capsicum, Bottle Guard.

Q2. Which 2 vegetables we eat in salad?

Ans. Tomato, Cucumber, Onion, Carrot.



Q3. Name any 2 fruits?

Ans. Banana, Orange, Pineapple.

Q4. Name the king of fruits?

Ans. Mango is the king of fruits.

Q5. Which vegetable has crown on its head?

Ans. Egg plant.

Q6. Name a seedless fruit?

Ans. Banana is a seedless fruit.

Q7- Is tomato a fruit or a vegetable?

Ans. Tomato is a fruit.

Q8. Which fruit has seeds on its outer body?

Ans. Strawberry

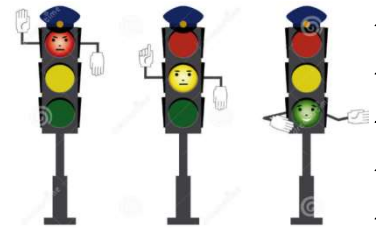
Q9. Name a vegetable root we eat?

Ans. Beetroot, Potato, Radish, Carrot.



PRETEND PLAY

Pretend play is a fun way to learn about the world around us. This month children would love to learn about “**TRAFFIC SIGNALS**”. The purpose of this lesson is to teach students about the traffic light and the importance of following traffic rules to and from school, whether somebody is watching or not. To understand that we have rules for a reason. To introduce students to how we will use the traffic light in the classroom to be polite listeners and to make our class run more smoothly and effectively.



LEARNING OBJECTIVES

The learner will:

- Identify what each color in the traffic light means.
- Learn traffic rules.
- Memorize a poem about the traffic light
- Learn how the traffic light will be used in the classroom for classroom rules.
- Correctly construct a traffic light with paper

PLANNED ACTIVITIES:-

Week I-//

- Teacher will explain that we are going to learn a poem about traffic light and we will be using traffic light to help us in the classroom. She will point to related words on display.

The Traffic Light

"Red light, red light, what do you say?" "I say stop, stop right away."


"Yellow light, yellow light, what do you mean?" "I mean wait until the light turns green."

"Green light, green light, what do you say?" "I say go, but look both ways."

"Thank you, thank you, red, yellow, green, "Now I know what the traffic light means".

She will point on the traffic light and will ask children what each colour means

(Eg. Who knows what this colour on the traffic light means?)



- Explain that the students are going to practice following the traffic light rules by pretending they are vehicles driving around the classroom. Students will pretend to be cars.
- Discuss the importance of traffic rules to keep people safe, stressing the fact that we follow the traffic rules whether somebody is watching or not.
- Expand the lesson by telling the students that we will use the traffic light to help us to remember how to be good listeners in the classroom.
When the red light is displayed, it means: Stop talking and stop moving
When the yellow light is displayed, it means: Look right at the person who is going to speak (the teacher, guest, student, etc).
When the green light is displayed, it means: Listen to the speaker.
- Students will make their own traffic lights.

Week-III

- **Ramp Show Theme** - Japan (Children will be dressed up in Japanese costume).
- **Japanese Words** will be Introduced- Thank You- Arigatogozaimashita, Good Morning- Ohayogozaimasu, Goodbye- Sayonara.

Week-IV

- Visit to Japan (Japanese aura will be created).

INTERNATIONALISM IN CURRICULUM

Internationalism has led to major changes in the field of education, benefitting both students & society. It promotes a trend of global brotherhood & peace.

It is a comprehensive approach of education that prepares students for an international platform.

COUNTRY IN FOCUS: JAPAN

Internationalism offers positive outcomes as integration with one another will result in a greater understanding of each other and a richer knowledge of different parts of the world.

COUNTRY IN FOCUS: JAPAN


This month students will be exploring the country and its rich culture.

PLANNED ACTIVITIES: -

- National symbols of Japan will be introduced & discussed through PPT, worksheets :-

Capital -Tokyo

- National animal -Raccoon Dog
- National bird -Green Pheasant
- National fish -Koi
- National fruit - Persimmon
- National sport - Sumo
- Traditional dress -kimono
- Special Assembly will be conducted.



- **Basic greetings in Japanese will be introduced:-**

Hello – "kon-nichiwa"

Good morning– Ohayōgozaimas

Goodbye – Sayonara

- As origami is the traditional Japanese pastime, age appropriate origami activity will be conducted.
- Japanese dolls are one of the traditional Japanese craft. They are used as toys, for religious purposes, as symbols of wealth and luck charms. In relation to this, children will bring, share, play and discuss about their dolls.
- **P.P.T-** National symbols & Japan Country.
- **Origami-** Fans made with paper & ice cream sticks.
- **Craft Activity-** Japanese Dolls.
- Usage of Japanese language with small words.

CREATIVE ACTIVITIES

Reference Book:- Art and Craft , Sketch File

Art Work:- Colouring in kite (pg no-7)

Colouring in scenery (Pg-35)

Colouring in rainbow (Pg-18)

Craft Work :- Origami activity – Dog face

Dussehra craft activity



PHYSICAL DEVELOPMENT

PEC ACTIVITIES-* Rolling at large targets(Card 11)

*Throwing and Catching (Card 12)

COMPUTER

Theory- *Keyboard and functioning of different Keys.

Hands on work- * Able to draw shapes



MUSIC

- English Song
- All things bright and beautiful (English Song)

DANCE

- Starting of tin-taal – dha , dhindhin ,dha

INTELLECTUAL DEVELOPMENT THROUGH COGNITIVE ACTIVITIES

- Sorting / identification
- Differentiation between seed & seedless fruit .

VALUE EDUCATION

- Green Delhi Clean Delhi



DEVELOPING GOOD HABITS

- Wash fruits before eating
- Keep your surrounding green & clean

SOCIAL & EMOTIONAL DEVELOPMENT

- Help to clean and decorate your house

Safety Club Topic "Road Safety"

"Safety is a common denominator across all aspects of life, hence knowledge should always be shared. It is not a matter for industry it is a matter of humanity."

Planned Activity-

Week I

- Sing about Safety (Road Safety Rhyme)
Use your eyes and ears
Before you use your feet
Look and listen before you cross the street
Double check and when you are satisfied
Walk, don't run to the other side.

Week II

- **Power Point Presentation** on 'Road Safety'.

Week III

- **Drawing of road signs in the sketch file**

Week IV

- **Visit to traffic training park**

ROAD SAFETY SET



PRETEND PLAY

RAMLEELA..... EK NATAYA ROOPANTARAN

Dramatic play is a type of play where children assign and accept roles and act them out. Someone different and new like a super villain or someone well known and familiar like a mom. Sometimes children take on real world roles other times they take on fantasy roles.

Pretend play can take on multiple forms and while pretending may just look like "playing". It is an integral part of the developmental learning process. It should be encouraged and children need lots of opportunities to engage. Our objective is to experience interdisciplinary education, multiculturalism and leadership with a prominent piece of literature.

Keeping this in mind little MAPians will play a role on famous story of 'Ramayana'. Where in Pre – School and Pre – Primary students will play a role of different characters of Ramayana. The dramatization will be recast with



different students playing different parts each time it is played so that everyone has an opportunity to step into roles.

HEALTH CLUB

- Creating a healthy plate.
- Ramp walk on healthy and unhealthy food
- Laughter Yoga
- Good habit (street play).



HAPPINESS CLUB ACTIVITY (For The Month Of October)

- Emoji crafts- boomark
- Tissue Dance
- Fun with animal sounds
- Poshampa game



ECO CLUB

- Video on 'Respect food', 'Respect life' will be shown through link-
<https://youtube/5q1IbEFLzHI>
- Visit to healthy food zone.
- Seed Germination



Meal Plan

Day	Menu
Monday	Moms choice
Tuesday	Paneer Dish
Wednesday	Brown Bread Day
Thursday	Green Vegetable
Friday	Kids Choice



Request: Parents are requested to follow the meal plan to ensure healthy growth of the child.

IMPORTANT ACTIVITY DATES

DATE	ACTIVITY
1.10.18	Special assembly on Gandhi Jayanti
3.10.18	Experimental learning-oxygen require for burning
4.10.18	Origami- dog face
5.10.18	Happiness club Send circle shape sandwich and small pouch of ketchup.
8.10.18	Eco club
9.10.18	World post day
10.10.18	Sports club-hopscotch
13.10.18	Ramleela..... Ek Nataya Roopantaran
15.10.18	Safety club-road safety
16.10.18	Pledge on world food day
17.10.18	Special assembly on Dussehra
22.10.18	White Colour day
23.10.18	Show and tell competition
25.10.18	Intra class G.K Quiz
29.10.18	Internationalism- country in Japan
30.10.18	Inter class G.K Quiz
31.10.18	E.V.S. Written observation

OBSERVATION SCHEDULE

DATE	SUBJECT	SYLLABUS
22.10.18	Maths	*sequence counting 1 to 10 *dodging 1 to 10 * count and write Count and encircle the correct number Count and match What comes after, look and draw, look and colour
31.10.18	E.V.S	Topics- helpers, fruit, vegetables, plants Matching, encircling, cross the odd one out, write first letter to the given picture.

HOLIDAYS:

- 2nd October 2018 – Gandhi Jayanti
- 24th October 2018- Valmiki Jayanti
- **Dussehra** break is from 18th October to 21st October 2018. School will reopen on 22/10/18.

Looking forward for your participation in making this month activities fun filled and successful.

Thanks & Regards

(Principal)

(Coordinator)