



Mount Abu Public School

SUMMER HOLIDAYS HOMEWORK

SESSION 2019-20

CLASS-IX



Dear Students

Learning is the beginning of wealth.

Learning is the beginning of health.

Learning is the beginning of spirituality.

Searching and learning is where the miracle process all begins.

.....Jim Rohn

Holiday is the time that we all eagerly wait for. We all make plans to enjoy, to relax and to empower ourselves during these gala days. This summer vacation the Holiday Homework so designed by the mentors of the school is a medium for you all to achieve the motto of “Fun and Learn”

The activity based assignments will foster curiosity, develop creativity, enhance knowledge and instil the joy of learning among you all. They will certainly help you discover a new you who is more enriched and confident and performs every action to perfection.

As it is well recognized that Mount Abu Public School not only focusses on academics but lay equal importance on Co-scholastic Competencies. The school also desires you to adhere to the following guidelines for a fulfilling break:

REMEMBER

- Neatness and presentation are common parameters for most of the activities assigned. Please maintain the quality of work done.
- Complete and submit the holiday homework according to the dates given. Note down these dates carefully as late submission after these dates is not acceptable and you will be losing the marks/grades for the same if you miss the date.
- Holiday homework will be assessed on certain parameters and marks/grade will be awarded accordingly.
- Make sure that all syllabus done till May must be revised thoroughly as you begin your Periodic I from July.
- To score well in your upcoming exams strike a balance between your leisure time and studies.
- Read NCERT chapters thoroughly and make optimum use of the practice manual.
- Highlight areas of doubt and clarify with the teacher after vacation.
- Refer different reference books for strengthening the conceptual knowledge.

BE A WONDERFUL HUMAN BEING: KEEP IN MIND TO

- Follow a schedule during holidays. Be a good time manager.
- Read newspapers daily and stay updated with current affairs.
- Do the homework independently, only ask for assistance from your parents or guardians
- Give time to pursue your hobby.
- Appreciate nature and go for “Nature Walks”, plant trees and spread the message of Nature Conservation”
- Remember to have a wide mouth container filled with water outside your house for the birds to get respite from the scorching heat.
- Pray to almighty daily and thank for the blissful life that you enjoy.
- Be a helping hand to your parents and learn the skill of shared responsibility.
- Do the work by following the guidelines given with each work or activity
- Always wish and welcome the guests with a smile.
- Spend time with your parents and grandparents, their rich experience will help you overcome challenges with ease.
- Minimise the use of gadgets
- Keep the home clean and mess free.
- After eating, keep the plate in your kitchen and rather love washing it yourself.
- Water the plants and rejoice the beauty of nature.

HEALTHY LIFESTYLE BE YOUR PRIORITY

- Give prime importance to your health. Eat lots of fruits, do exercise and get into yoga
- Pledge for “Eat Right -Less Sugar, Less Oil and Less Salt”
- Wash hands frequently, especially before and after meal.
- Avoid sharing of towel, handkerchief, brush with others.
- Trim off the nails and hair regularly.
- Drink a lot of liquid like water and other natural sources of water like tender coconut water, aam panna , lime water, Buttermilk etc.

REQUEST TO PARENTS

Summer vacation time is an opportunity to spend the quality time with your child and make him/her feel special of his unique identity.

So just spare sometime and do the following:

- As parents and teachers, we understand the importance of developing the habit of eating healthy food. This is the best time when children can enjoy the healthy food with the family. As you are aware that our students enjoy the **Fruit break** in the beginning of the day on daily basis in the school, during holidays also we want them to follow the same habit at home.

- Let your child watch some entertaining educational TV shows such as discovery kids, animal planet and make the learning interesting.
- Engage them to learn music/dance/theatre/ any other dance form to bring them close India's Art & Culture.
- Talk about Omni presence of **God** and humility being developed with regular prayers and doing good deeds as to offer best prayer to the God. Take them some religious places.
- Let them feed the poor and share things with needy people with love, let them enjoy the **Art of Giving**.
- Visit at least one out of these "Orphanage, Old age home, Blind home" etc. Such activities will help the child to grow with love and humility.
- Watch some good movies with your ward on love, compassion, humanity, kindness, forgiveness etc.
- Talk about the importance of parents and elders. Have at least 4-5 meals together.

Remember

"Every action is important and every deed is vital...."

Wishing all the students a joyful learning and Happy Holidays

Kind attention please

- **The school will reopen on 25th June 2019 i.e. Tuesday.**
- **The school office will remain OPEN during the summer vacation on all working days.**
- **Clear all kind of dues (if any) at the earliest to avoid late fine and further inconvenience.**

Dates for submission of Holiday homework

26th June 2019 SST

27th June 2019 Science

28th June 2019 Maths

1st July 2019 Eng/French

2nd July 2019 Hindi & Computer

NOTE: Holiday Homework will not be accepted after the dates assigned for each subject

Subject- English

- 1) **Depict any one of the following poems from NCERT Book- Beehive in a creative manner as an artistic representation and present it in the class.**

1. The Road Not Taken
2. Rain on the Roof
3. Wind

How to do Use your imagination to convert the poem in an artistic representation i.e collage making with pictures from magazine or newspapers to be presented in the class. The presentation should be self- explanatory.

Where to do A3 Size sheets

Parameters for Assessment Relevance to content, creativity and presentation

- 2) **Convert the prose of NCERT Book 'The Sound of music' – Evelyn Glennie into a creative poem**

How to do The poem should include all the aspects of Evelyn's journey from being a non- entity to an epitome of inspiration for all other children like her. It should be of 4 stanzas.

Where to do A4 Size sheets

Parameters for Assessment Originality, creativity and imagery

- 3) **Design your own newspaper**

How to do The newspaper should have five sections

1. Facts and figures of English language
2. Creative Corner- Your classroom poetry or story
3. Quotes- By famous poets with their names
4. Entertainment
5. Games & Puzzle- based on tenses, verbs, prepositions or conjunctions. (Any one) For example Snakes & Ladder on prepositions.

Where to do A3 Size sheets (5 pages)

Parameters for Assessment Quality of content, originality and presentation

- 4) **Read any one novel of your choice and write the review**

How to do The review is to be written in 250-300 words keeping in mind the given aspects:

- About the Writer
- Summary
- Favourite character
- Analysis

Where to do A4 Size sheets

Parameters for Assessment Content, language and accuracy

5) Complete the following exercises in Wren and Martin grammar book:

Tenses (page no. 72-81)

6) Being innovative

How to do: create your own diary in which you will write daily about one of your virtuous act which you will do like helping your mother, helping physically disable people or underprivileged. (80-100 words)

Where to do: small handmade diary which should be properly decorated.

Parameters: Creativity, Content, Authentication

Subject- Maths

1. Maths With Geoboard

What to do: To prepare a Geoboard.

How to do:

A. (Even Roll No.): Square Geoboard

1. On a square wooden board of 8"X 8".
2. Make marks on every inch on all sides.
3. Fix nails with small heads using hammer on every point (7 X 7=49 nails.)

B. (Odd Roll No): Circular Geoboard

1. Take a square wooden board of 8"X 8".
2. Take a centre and draw a circle of suitable radius on the board.
3. Fix nails with small heads using hammer on centre and 12 nails on the circumference at equal distance (Eg:- like No. on a clock)

Where to do: On wooden board

Parameters:

- (i) Content
- (ii) Accuracy

2. SUSTAINABILITY COUNTS! ENERGY CHALLENGE

What to do: Comparative study of consecutive electric bills

How to do:

1. Examine your electricity bill of pre summer break.
2. List the various electrical appliances used in your home.
3. Find out the power consumption, duration for the device in use. Do estimate calculation of your bill as per power consumption.
4. Make an energy reduction plan and determine how far you could implement it.

5. Re-examine your electricity bill of post summer break with all calculations.
6. Paste both bills with calculations. Write your reduction plan and change in the bill

Where to do: On A-4 size sheet

Parameters:

- (i) Content
- (ii) Presentation

3. MATHEMATICS ARTICLES

What to do: Read and record an article related to mathematics and write a report of 100 words.

How to do: Take help of the below links or magazines and choose a suitable article.

- a) <https://www.mathgoodies.com>
- b) <https://azimpremjifoundation.com>(At Right Angles Magazine)
- c) <https://www.tandfonline.com>
- d) Mathematics Today
- e) Mathematics Spectrum

Where to do: On A-4 size sheet

Parameters:

- (i) Content
- (ii) Presentation

4. PRACTICE TIME

What to do:

- a) Do Unit Test of Chapter 1,2and 3 of Reference Book: Monica Capoor.
- b) Do periodic test paper 1 and 2 from **practice manual** (pg no. 173 -176)

How to do: Solve completely all questions with suitable method and steps.

Where to do: In Practice Register.

Parameters:

- (i) Content
- (ii) Accuracy

5. Coordinate Geometry Art

What to do: Draw a design /object/creature.

How to do:

- 1.Take a graph paper and draw two perpendicular lines to obtain four quadrants.

2. Draw any one design /object/creature of your choice using straight lines only to cover all quadrants.
3. Write the coordinates of each point of intersection of line segments.
4. Colour the art work obtained.

Where to do: Paste the graph paper on an A-4 size sheet.

Note : All A-4 size sheets should be submitted in one folder.

Parameters:

- (i) Content
 - (ii) Accuracy
 - (iii) Presentation
6. **NCERT** : Do all examples of Ch 1,2 & 3

Where to do: In practice notebook

Parameters:

- (i) Content
- (ii) Accuracy

Subject- French

Q1. Vous irez à l'Alliance française de Delhi et écrivez vos Experience avec le images en150-200 mots.

Q2. **Décrivez une personne que vous aimez en décrivant** : (nom, prénom, âge, profession, personnalité physique et psychologique, préférences)

Q3. Écrivez **un message** pour votre ami(e) lui informant que vous ne pouvez pas venir à son anniversaire. Redigez un refus.

Q4. **Projet** : Un magazine de voyager

L'objectif du travail : Découvrir une ville française

Démarche : Il faut d'abord choisir une ville de France comme Paris, Lyon, Nice, Marseille, Rouen etc....

Il faut commencer à travailler sur le thème.

Votre travail doit avoir un minimum de 8 et maximum de 10 pages (A4) dont chaque page doit avoir entre 80-100 mots.

- Il faut faire une bonne recherche.
- Il faut illustrer votre travail avec des images, photos etc.
- Il faut noter et citer toutes les sources (des informations / des images) dans la bibliographie
- Il faut utiliser le dictionnaire pour le vocabulaire.
- Il faut faire des phrases simples.

En ce qui concerne le magazine : Il faut chercher ses monuments, sa mode, sa cuisine, ses spécialités etc....

Nom: _____

Classe: Neuf

Prenom: _____

Q1. Complétez avec les articles définis ou indéfinis

- 1) Elle a _____ chien. _____ chien s'appelle Snuphy.
- 2) C'est _____ dame. C'est _____ dame de M. Thomas.
- 3) Je trouve _____ chaussures de Sohan dans _____ chambre.
- 4) Il y a _____ pains dans _____ boulangerie de M. Dubois.
- 5) _____ enfants posent _____ questions difficiles.
- 6) On regarde _____ très beau film ce soir à _____ television.
- 7) Je cherche _____ roman pour mon cousin.
- 8) C'est _____ moto. C'est _____ moto de Martin.
- 9) Il y a _____ feuilles sur _____ terre.
- 10) Je lis _____ petite annonce intéressante dans _____ *Monde*.

Q2. Complétez avec les adjectifs démonstratifs

- 1) Je ne connais pas _____ personne.
- 2) _____ hiver, je fais du ski.
- 3) Je veux que tu ranges _____ chambre.
- 4) Montre-moi _____ photo de ton ami.
- 5) Que lest le prix de _____ robe.
- 6) _____ restaurant est très célèbre dans cette ville.
- 7) Nous habitons devant _____ hôtel.
- 8) Je n'aime pas _____ couleur.
- 9) _____ fleur sent bien.
- 10) _____ maison est très grande.

Q3. Complétez avec les adjectifs possessifs

- 1) Les étudiants vont à _____ classe.
- 2) Tu fais un tour avec _____ nouvelle voiture.
- 3) Il marche avec _____ chien.
- 4) Monsieur, _____ billet, s'il vous plaît.
- 5) Paul casse _____ lunettes.
- 6) _____ maison est à deux kilomètres.
- 7) C'est un crayon de Sylvie? – Oui, c'est _____ crayon.
- 8) Elle écoute _____ chanson préférée.
- 9) Vous prenez _____ voiture noire.
- 10) Marie, tu présentes _____ amies.

Q4. Complétez avec les articles partitifs et l'article défini

- 1) Elle aime _____ fruits.
- 2) Je bois _____ jus d'orange mais je n'aime pas _____ lait.

- 3) Manuel mange _____ gâteau tous les jours.
- 4) Quand nous avons faim, nous mangeons _____ fruits.
- 5) Il met _____ sucre dans le café noir.
- 6) Non merci, Je ne veux pas _____ eau.
- 7) Je prends _____ hercots verts.
- 8) _____ pain est délicieux.
- 9) _____ cigarettes sont mauvaises pour la santé.
- 10) Pour ce midi, maman fait cuire _____ semoule.

Q5. Complétez avec les articles contractés

- 1) Je regarde le départ _____ avion.
- 2) Luc téléphone _____ grands-parents de Marie.
- 3) Que lest le prix _____ jupes rouges.
- 4) Tu as le numéro de téléphone _____ hôtel.
- 5) Je vais souvent _____ concert.
- 6) Je dois parler _____ docteur.
- 7) Voilà la carte d'identité _____ amie de Françoise.
- 8) C'est la chambre _____ Nargis.
- 9) Le Professeur dit _____ étudiantes << Bravo ! >>
- 10) La voiture _____ voisin est superbe.

Q6. Complétez avec la forme correcte du verbe au present

- 1) Dans deux jours, ils _____ (aller) à Paris.
- 2) Je _____ (pouvoir) arriver vers 18h30.
- 3) Mes amis _____ (comprendre) bien l'anglais.
- 4) Nous _____ (finir) le devoir dans l'école.
- 5) Je _____ (ne pas lire) la lettre.
- 6) Elle _____ (savoir) le secret de son ami.
- 7) D'où _____ (venir)-vous?
- 8) J' _____ (acheter) la voiture pour mon fils.
- 9) Je _____ (voir) le film hindi chaque semaine.
- 10) Ils _____ (prendre) la route la plus courte.

Q7. Mettez les phrases au négatif

- 1) Elle finit le devoir chaque jour.
- 2) M. Vincent a une grande voiture blanche.
- 3) Ce sont les enfants sénégalais.
- 4) Cette voisine commence sa journée tôt le matin.
- 5) L'enfant de M. Richard déteste le lait.
- 6) Mes parents aiment manger de la salade verte.
- 7) Les filles indiennes sont très intelligentes et belles.
- 8) Les élèves dans l'école sont très méchants.
- 9) C'est une belle voiture.
- 10) Ma soeur veut avoir un petit chat.

Subject- Science Physics

Q1. Make your own teaching aid

How to do: Prepare a teaching aid on the topics mentioned below as per your roll numbers.

TOPIC	ROLL NUMBERS
Propagation of sound	1 – 8
Reflection of light	9 – 16
Production of sound in humans	17 – 24
Electric current and circuits	25 – 32
Rectilinear propagation of light	33 – last

NOTE- The aid should effectively explain the concept involved.
Also write a short note explaining the concept on an A4 size sheet.

Parameters: 1. Creativity 2. Presentation of Aid 3. Concept Clarity

Q2. Newton's laws of motion are an inherent part of our everyday life. Starting from the beginning of the day till the end, Newton's laws find their applications in a number of activities we do.

What to do:

1. With reference to the content given in **NCERT**, find out what are the three laws of Motion?
2. Give examples showing applicability of the laws in everyday life situations. (think in reference to walking, playing, driving etc). Also Paste pictures.

Where to do: A4 size sheet

parameters: 1. Relevance 2. Accuracy 3. Presentation

Q3. Do **practice manual** questions of chapter- Motion (3 marks and 5 marks) and sample periodic paper 1 in physics notebook.

Chemistry

1. Make a pictionary of 50 new words related to chemistry from the chapters of **NCERT** and also paste pictures related to the topic.
2. Draw a 3D chart of A3 size on any one of the topic –
Fractional distillation, chromatography, sublimation, evaporation, inter conversion of states of matter.
3. Do the **practice manual** questions of 3 marks and 5 marks of Chapter- 1 (Matter in our surroundings) and sample periodic paper 1 in chemistry notebook.
4. Do the assignment of L-1 attached in chemistry notebook.

Chemistry Assignment

Q1 Account for the following

- a) Dogs generally hang out their tongue in summer
- b) Smell of lighted incense stick spreads several meters away
- c) Sponge though compressible is a solid

Q2 Water as ice has a cooling effect where as water as steam may cause severe burns. Explain these observations.

Q3 Discuss the effect of increasing temperature and pressure on the liquid state of a substance. Are these effects similar? If not assign reasons.

Q4 5ml of water was taken in a test tube and china dish separately. These samples were then kept under different conditions as below

Both the samples are kept under a fan

Both the samples are kept inside a cupboard

- a) State in which case evaporation will be faster? give reasons
- b) How will the rate of evaporation change if above activity is carried out on a rainy day? Justify

Q5 Explain how will you separate Ammonium chloride and common salt using sublimation

Q6 Write an activity to prove that liquids of different densities diffuse at different states.

Q7 All of us are familiar with LPG cooking gas cylinder used at home

- a) What is the full form of L.P.G?
- b) What is it composed of?
- c) In what form gas is stored? What are the factors responsible for it?
- d) What is the change observed when regulator is opened? Why?

Q8 Convert

- a) 5°C to Kelvin
- b) 345 K to $^{\circ}\text{C}$

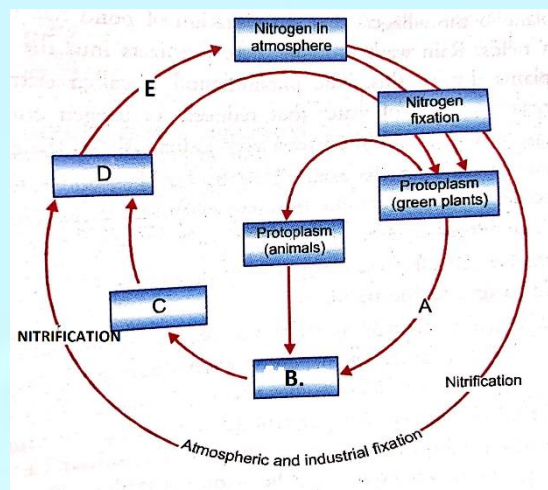
Q9 At What temperature on the kelvin scale does ice melt? Draw a diagram to show set up of melting point of ice.

BIOLOGY

ASSIGNMENTS

1. Look at the picture and answer. Refer to “**NCERT**” book ,CHAPTER – Natural Resources

- Fill in A,B,C,D AND E.
- What will happen if step A does not occur?
- What is the role of Nitrogen Fixing Bacteria in the biosphere?
- Name two biologically important compounds that contain both oxygen and nitrogen.

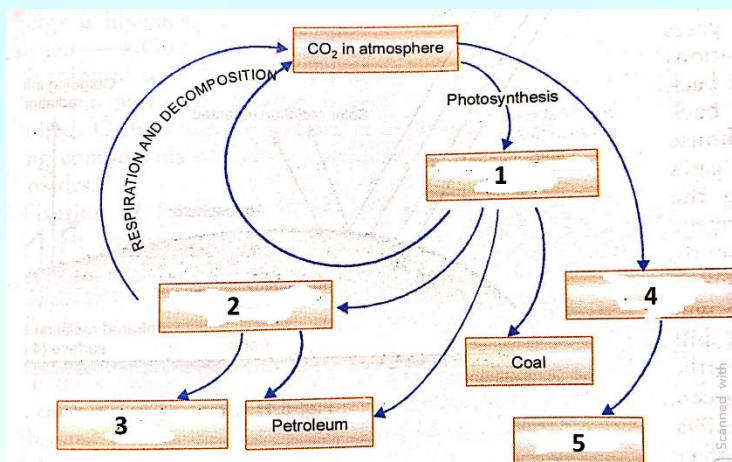


Where to do: Biology notebook

Parameters: Accuracy, Neatness

2. Look at the picture and answer. Refer to “**NCERT**”,book CHAPTER – Natural Resources

- What do blanks 1,2,3,4 and 5 in the given cycle stand for?
- Name two natural and one man made process by which CO_2 returns to the atmosphere.
- CO_2 is necessary for plants but it is also a pollutant. Justify your answer.



Where to do: Biology notebook Parameters: Accuracy, Neatness

3. **CROSSWORD PUZZLE FROM “NCERT” CHAPTER – The Fundamental unit of life**

What to do : To make a board Game

How to do: Take a hard board of size 6'x6'.

Cover it with colored sheet and draw the crossword puzzle (refer

1. Crossword Puzzle


Solve the following crossword puzzle with the help of given clues.

Down

- Sites of protein synthesis.
- Spindle formation during cell division.
- Absence of membrane-bound organelles in
- Gaseous exchange between the cells.
- Kitchen of the cell.

Across

- Passage of water through semipermeable membrane.
- Functional segments of DNA.
- Plant cell wall is composed of.
- The fluid content inside the plasma membrane.
- Amoeba* acquires its food through this process.
- Absence of cell membrane.
- Amino acids, sugars, etc. in plant cells are stored in.
- Smooth endoplasmic reticulum helps in manufacture of
- Suicidal bag of the cell.
- Powerhouse of the cell.



to the attachment) on the board. Write the clues alongside. Paste the answers of the questions at the back of the board

Where to do: On a hard board of size 6'x6'

Parameters: Creativity, presentation

4. CROSSWORD PUZZLE FROM "NCERT" CHAPTER – Natural Resources

What to do : To make a board Game


How to do: Take a hard board of size 6'x6' .

Cover it with colored sheet and draw the crossword puzzle (refer to the attachment) on the board. Write the clues alongside. Paste the answers of the questions at the back of the board

1. Solve the following crossword with the help of given clues.

Down

1. The triatomic molecule of oxygen.
 3. The greenhouse effect increases this on earth.
 4. Oxygen from the atmosphere is used up in three processes. The one related to fuels is.
 6. During decomposition nitrogen present in plants.
 8. The outermost layer of the earth.
- Across**
2. Combination of smoke and fog.
 5. Cellular processes need this medium to take place.
 7. Life supporting zone of earth.
 9. The topsoil contains this which enriches the soil and holds water.
 10. N_2 is an essential part of this nutrient.



Where to do: On a hard board of size 6'x6' .

Parameters: Creativity, presentation

5. Practice manual

CHAPTER – The Fundamental unit of life

Pg no. 51---Short ques no. 5,6,8

Long ques no.1,

Extra ques. 2,6,8,10,

Where to do: Practice Manual Notebook

6. Bharat Ke Veer

Visit the website <https://bharatkeveer.gov.in>. Read about the brave hearts of our country. Frame any five interesting things on their life history and their contribution to our country.

Where to do: A4 Size sheet

Parameters: Creativity, Presentation

Subject-Social Science

GENERAL GUIDELINES:

- ✓ All the questions must be done in the most creative, accurate and innovative manner
 - ✓ The activities must be done in the project files itself.
 - ✓ Usage of pictures and graphs is compulsory for the activities.
 - ✓ Project should be based on individual research.
1. Prepare a project file on any one natural disaster and one human induced disaster(HID). The project should include the following:
 - Minimum 8 pages
 - Clear, related and coloured pictures
 - Problems faced by victims
 - Helping guidelines Post disaster
 - Your opinion on how to control HID
 2. Write a news report on the recent disaster that struck Odisha. Elaborate the details about the people who were affected, count of the loss to life and property and how the government dealt with the situation. Use recent newspaper cuttings and pictures & give a suitable heading to the news report. You can use a survey method by drafting questionnaires for people in your neighbourhood seeking the information about the level of awareness people have regarding the preparedness of the disaster.
 3. Complete your map book till page no. 32.
Follow the strict use of pencil only.

4. THE FOLLOWING ASSIGNMENT HAS TO BE DONE IN THE NOTEBOOKS:

1. What was Jacobin club?
 2. Name any 3 non farm activities that were performed by people in Palampur
 3. Why does India use a standard meridian? What is the standard meridian for India?
 4. Elaborate the French society structure in the 18 century.
 5. What are the various modes of production? Give details using a flowchart.
 6. Why is that the northern plain the most populated and island is moderately populated?
 7. Mention any 5 features of Himalayan mountains.
 8. What is the latitudinal and longitudinal extent of India?
 9. How did the businessmen pursue their work in Palampur?
 10. Who was King Louis XVI? How did he agree for a constitutional monarchy?
5. **Practice Manual:** Pages 93-94, 101-104,122 to be done in Social Science Notebook.
 6. **NCERT:** Revise the back exercises of the chapters of Periodic I as covered in class.

Subject: Information Technology

Ques 1: Digital India

What to do: Design a poster on the topic “Make in India” in MS WORD.

Where to do: Mail the activity on the email ID: mapsankisha9@gmail.com

Subject of the mail should be your name Class & sec (e.g Riya Verma 9A)

Parameters: Creativity, Originality, Overall presentation

File Work (as per the instructions)

L-3 Digital Documentation

Q1. Design a document in LO Writer on the topic “Electronic typewriter Vs Word Processor” and perform the following:

- a) Insert Header – School’s name and logo
- b) Insert Footer- Page Number in the center
- c) Apply page border and shading
- d) Insert a shape and write the heading inside it
- e) Fill colour inside the shape
- f) Insert a picture from the gallery
- g) Apply bullets and write 5 points about the topic
- h) Format the text properly
- i) Find the word Electronic typewriter and replace it with E-Typewriter
- j) Perform spell and grammar check

Book Questions

- 1) Let’s practice 7 Pg 87
- 2) Q20,21,22 Pg 95,96

L-4 Electronic Spreadsheet

- 1) Let’s practice 7 pg 117
- 2) Q15 pg 135
- 3) Complete the given table in CALC and perform the following operations

	A	B	C	D	E	F	G	H	I
1	ROLL NO	ENGLISH	HINDI	MATHS	SCIENCE	SST	TOTAL	%	GR. TOT(WITH GM)
2	1								
3	2								
4	3								
5	4								
6	5								
7	6								
8	7								
9	8								
10	GRACE MARKS	5							

- Calculate total marks of each student
- Calculate % of each student considering MM=100
- Calculate GR. TOT by adding grace marks as given
- Calculate average of the class and display it below grace marks cell

Instructions for file:

- Take portfolio folder.
- Prepare a title page including school name, your name and class & section.
- Insert an acknowledgement page.
- Write the steps and paste screenshots for each activity on a separate page.

विषय - हिंदी

प्र०1 आप इस ग्रीष्मावकाश में जहाँ भी घूमने जाएँ वहाँ का यात्रा वृत्तांत चित्र - सहित लिखें ।

*(Multiple Assessment Activity)

इसमें निम्नलिखित जानकारी समाहित करें-

- उस स्थान को देखने जाने का उचित समय
- होने वाले खर्च का अनुमान
- ठहरने की जगह
- देखने योग्य स्थल
- आपके शहर व उस शहर के तापमान, प्रदूषण के स्तर, खान-पान व्यंजन, अभिवादन का तरीका आदि

में अंतर

- उस शहर की वह बात जो आपको बहुत अच्छी लगी, जो आप चाहते हैं कि आप के भी शहर में हो
कहाँ करें - A-4 रंगीन शीट में
कैसे करें - अपनी घूमने की फोटो लगाकर, रंगीन व आकर्षक
मूल्यांकन बिंदु - विषय वस्तु, दी गई जानकारी व लेखन कौशल

प्र०2 अपने विद्यालय में **Save Our Sparrow (SOS)** प्रोजेक्ट (आप विद्यालय की वेबसाइट से जानकारी प्राप्त कर सकते हैं) के तहत पक्षियों के लिए उचित स्थान पर दाना - पानी रखें। बचे हुए

नारियल के खोलों या अन्य सामान से उनके लिए घोंसलों का निर्माण कर के पेड़ों पर लगाये । इन सभी की फोटों खींच कर प्रोजेक्ट फाइल में लगाएँ । ऐसा कर के आपको कैसा महसूस हुआ अपने स्वानुभव को लगभग १०० शब्दों में लिखें ।

कहाँ करें - A-4 रंगीन शीट में

कैसे करें -सुंदर लेख में , चित्रों के साथ

मूल्यांकन बिंदु - विषय वस्तु व लेखन कौशल, चित्र ,प्रस्तुति

प्र०3 आपकी पाठ्य पुस्तक संचयन में पाठ 'गिल्लू' को पूरा पढ़ें । उसके पश्चात ,आज के जमाने में पशु पालन उचित या अनुचित - विषय पर अपने विचार ट्वीट के रूप में लिखिए। (ट्वीट सम्बन्धी नियम देखने के लिए आप गूगल का प्रयोग करें ।)

इस संबंध में लगभग १०० शब्दों में चित्र सहित जानकारी ट्विटर लोगो (twitter logo) बनाकर दीजिए ।

कृ. प.उ.

कहाँ करें - गतिविधि पुस्तिका में

कैसे करें -सुंदर लेख में , रंगीन चित्रों के साथ,चारों तरफ ट्विटर लोगो बनाएं

मूल्यांकन बिंदु - विषय वस्तु, प्रस्तुति व लेख,आकर्षक ट्विटर लोगो निर्माण आदि

प्र०4 साक्षरता अभियान के अंतर्गत अपने घर या पड़ोस में काम करने वाले हमारे सहायक (हेल्पर्स)का साक्षात्कार लें ।
(Multiple Assessment Activity)

उन्हें यह समझाएं की शिक्षा ही वह हथियार है ,जिससे वह अपने भविष्य को रोशन कर सकते हैं और उन्हें जागरूक कर साक्षर बनाएँ ।

इस में निम्न बिन्दुओं के आधार पर उनसे साक्षात्कार करें -

क - जब आप किसी समारोह या अन्य किसी जगह जाते हैं , जहाँ शिक्षित लोग भी हों तो

आप उन लोगों व स्वयं में क्या अंतर पाते हैं ?

ख - ऐसी परिस्थिति में आप के मन में क्या विचार आते हैं ?

ग - आपके कितने बच्चे हैं ?उनके लिए आप कैसा भविष्य चाहते हैं ?

घ - शिक्षा के प्रति आपके मन में क्या विचार हैं ?

ड - अगर आप अपने बच्चों का भविष्य उज्ज्वल बनाना चाहते हैं तो उसमें शिक्षा का क्या योगदान है?

कहाँ करें - A-4 रंगीन शीट में

कैसे करें - साक्षात्कार (प्रश्न- उत्तर रूप में) साथ में फोटो भी लगाएँ

मूल्यांकन बिंदु -बिंदुवत वर्णन , भाषा प्रयोग , उदाहरण व प्रस्तुति

प्र०5 पाठ्य पुस्तक स्पर्श से पाठ - 'एवरेस्ट :मेरी शिखर यात्रा ' ध्यानपूर्वक पढ़ें और इसे आधार पर स्थानों , व्यक्तियों व घटनाओं आदि पर आधारित क्विज़ (प्रश्नोत्तरी १५ - २०प्रश्न) का निर्माण करें ।

कहाँ करें - गतिविधि पुस्तिका में

(Multiple Assessment Activity)

कैसे करें - एक शब्द/एक वाक्य में आने वाले उत्तर

मूल्यांकन बिंदु -प्रश्न निर्माण , भाषा कौशल उत्तर प्रारूप

प्र०6 अपनी व्याकरण पाठ्य पुस्तक 'व्याकरण सार' के पहले पांच अपठित गद्यांश व अपठित पद्यांश के प्रश्न उत्तर लिखें।

कहाँ करें -पी.सी. पुस्तिका में

कैसे करें -सुंदर लेख में , अशुद्धियों का ध्यान रखते हुए उत्तर लेखन

मूल्यांकन बिंदु- कार्य पूर्णता , स्पष्टीकरण, लेख व प्रस्तुतीकरण

Subject – ART

Q1. Prepare a painting on A3 size sheet with half inch border.

- Any medium to be used.
- Personal details to be mentioned at the back side of the sheet.
- Topics :- choose any one
 - 1) South Korea – As I see it
(Technology, Beauty, Tourism, Sports, Culture etc.)
 - 2) Legendary Indian Princess Huh Hwang-Ok to Korea
(Ayodhya, Queen Heo Memorial)
 - 3) Korea and India's Independence movement
(March 1st Movement, 15th August – Liberation day)

Q2. Prepare a border for Display board on 2 pastel sheets of size 4 inch broad and 20 feet length (8 strips).